

People  
and Furniture 





**PP-LA16028**

3-seater + 1,5-seater combi element  
+ storage footstool

Storage space: approx. 299 x 243 cm

**PLANNING EXAMPLES**



U-shape



L-shape



3-seater + 2-seater



*Including  
bed function*



*Headrest adjustment*

*Openable*

### 3 SEAT QUALITIES



Cold foam upholstery



Spring core upholstery



Box spring upholstery  
for a surcharge

### THREAD OPTIONS



Double top-stitched seam  
tone on tone



Double top-stitched seam  
with contrast threads

### FOOT SHAPES



Solid wood foot  
Wild oak, oiled



Solid wood foot  
heartwood beech



Solid wood foot  
antique beech



Metal foot



*Holiday at home!*



*Headrest  
adjustment*

*Bed function*



**PP-LA20014**


2.5-seater, 1-seater combi element  
+ storage footstool

Storage space: approx. 254 x 224 cm  
Reclining surface: approx. 179 x 123 cm

## PLANNING EXAMPLES



U-shape



L-shape



3-seater with chaise





### 3 SEAT QUALITIES



Cold foam upholstery



Spring core upholstery



Box spring upholstery  
for a surcharge

### THREAD OPTIONS



Felled seam  
tone on tone



Felled seam  
with contrast threads

### FOOT SHAPES



Solid wood foot  
Wild oak, oiled



Solid wood foot  
heartwood beech



Beech wood foot  
antique



Metallfuß





## ZE-EM05002

1,5-seater + storage footstool  
+ corner section + 2,5-seater

Storage space: approx. 241 x 259 cm  
Reclining surface: approx. 196 x 124 cm

Seat height: 45 or 48 cm  
Seat depth: 54 cm

## 2 SEAT QUALITIES



Cold foam upholstery



Spring core upholstery

## FOOT SHAPES



Metal foot, black



Beech wood foot





## *Reclining back*

Enjoy relaxed reclining! Manual back adjustment makes this easy. Even on both sides.







## ZE-EM09002

2.5-seater + 1-seater combi element

Storage space: approx. 240 x 200 cm  
Reclining surface: approx. 207 x 127 cm

Seat height:  
45 or 47 cm  
Seat depth: 57 cm

## PLANNING EXAMPLES



U-shape



L-shape



3- + 2-seater + armchair

## THREAD OPTIONS



Felled seam  
tone on tone



Felled seam  
with contrast threads





## Mix and Match!

Whether simple or extravagant, choose the fabric of your choice in your favourite colour.



*Large relaxation landscape*

*Vegan*

*your leather alternative*





## Wall Away

Our infinitely adjustable seat lowering mechanism right through to the wall-free relax function.





# Design and function



Bed box



## ZE-EM16033

Chaise + 2.5-seater +  
1.5-seater with storage footstool

Storage space:  
approx. 173-209 x 330 x 262 cm

Seat height:  
46 or with Boxspring 48 cm  
49 or with Boxspring 51 cm

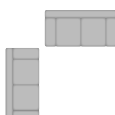
## PLANNING EXAMPLES



U-shape



L-shape



3- and 2.5-seater

## FOOT SHAPES



Metal foot  
aluminium colour



Metal foot  
black



Wooden / metal foot

## WOOD SHADES



Beech natural



Beech alder



Beech antique



Beech black




Oak bianco





## Functional storage



Space with a function. Fold the back-cushion forward in one motion and use it as a place to put drinks and nibbles for a successful box-set binge-watching session. And should you run out of juice... No problem! The socket will provide fresh power.







*motorised chaise*



## ZE-EM19088

Chaise + 2.5-seater + trapezoidal corner  
+ 2.5-seater

Storage space: approx. 180 - 216 x 338 x 270 cm  
Reclining surface: approx. 266 x 124 cm

Seat height: 45 cm or 47 cm  
Seat depth: 55 cm

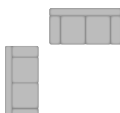
## PLANNING EXAMPLES



U-shape



L-shape



3- and 2.5-seater

## FOOT SHAPES available in various wood shades



Metal foot, aluminium colour



Metal foot black



Wooden / metal foot





## MP-IN20016

2.5-seater + 1-seater combi element with storage footstool

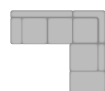
Storage space: approx. 242 x 210 cm  
Reclining surface: approx. 182 x 143 cm

Seat height:  
47 or 49 cm with Boxspring  
49 or 51 cm with Boxspring  
Seat depth: 56 / 76 cm

## PLANNING EXAMPLES



U-shape



L-shape



3-seater + chaise

## FOOT SHAPES available in various wood shades



Metal foot aluminium colour



Metal foot black



Wooden / metal foot





## *Armrest cushions*

Choose a special kind of cushion. As your flexible armrest, practical and comfortable at the same time.

*Arm section adjustment*



*Seat depth adjustment*

*Bed function*





## MP-IN20110

3-seater + chaise longue

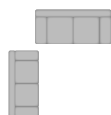
Storage space: approx. 276 x 178 cm  
Reclining surface: approx. 238 x 135 cm

Seat height: 45 cm  
Seat depth: 68 cm

## PLANNING EXAMPLES



U-shape



3- + 2-seater







## Be trendy!

Dare to choose your sofa in the trendy corduroy. The super soft cover fabric in retro look invites you to cuddle. Convince yourself!



*Look 1*



**MP-RS18073**

Armchair

Seat heights:  
43, 45 or 47 cm

Seat depth: 53 cm

#### FOOT SHAPES



Swivel base, stainless steel colour



Swivel base, chrome



Wooden swivel base



Star foot, aluminium-chrome-coloured



Star foot, aluminium black



Metal foot, black

#### WOOD SHADES



Beech natural



Beech antique



Beech black



Oak bianco



*Look 2*



## *Relax function*

The back sinks down with just slight body pressure, with the leg support lifting automatically. The optimal position for relaxing.







## PN-EM21117

3-seater + round corner + 1.5-seater with storage footstool

Storage space: approx. 299 x 258 cm  
Reclining surface: approx. 271 x 134 cm

Seat height: 46 or 49 cm  
Seat depth: 54 cm

## PLANNING EXAMPLES



U-shape



3-seater + chaise



3- und 2-seater



## 3 SEAT QUALITIES



Cold foam upholstery




Spring core upholstery



Box spring upholstery  
for a surcharge





## *double stitching*

The model features a double top-stitched seam in the same shade as the leather.

To set accents, you can also choose the seam in beige!

